


# **SAGE Journals Online**



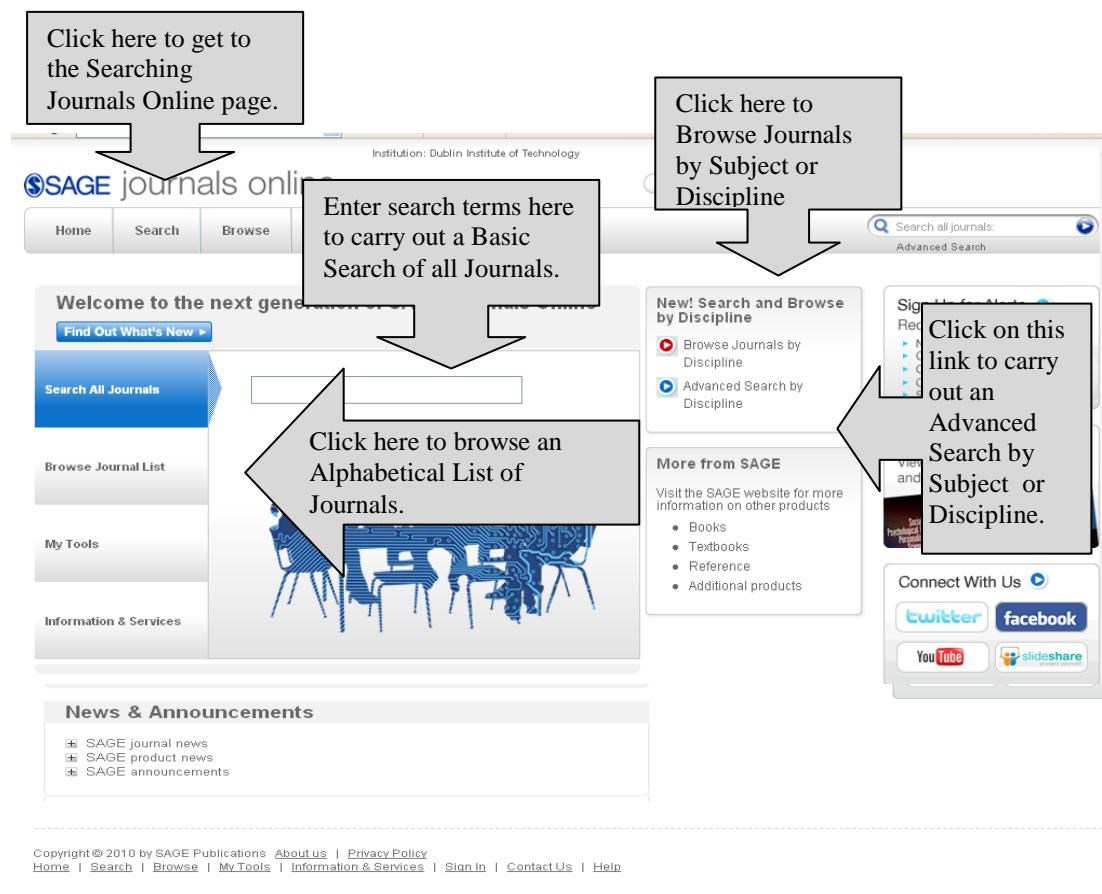
## **INFORMATION GUIDE**

**SAGE Journals Online** is a database which allows you to search over 560 journals and their back issues in a variety of disciplines including business, criminology, humanities, social sciences, science, technology and medicine in order to retrieve articles relevant to your research. Its coverage dates from 1879 to the present day. It allows you to view the full text access of articles in 86 journals available to DIT students and abstracts and references of those which are not. Journals available to DIT students are mostly in the fields of business, criminology, humanities, and social science. To view the full list of journals to which you as DIT students have access click on **Browse Journal List** in the Home Page, then **Browse Journals by Title**; tick **SAGE Journals Available to Me** and then click on the + sign beside each letter of the alphabet.

### Basic Searching and Browsing from the Home Page

A **Basic Search** across all journals may be carried out by entering keyword(s) or author information in the box in the top half of the screen and clicking on the **Search All Journals** tab.

You can browse the list of journals on the database by clicking on the **Browse Journal List** and browse journals by subject by clicking on the “**Browse Journals by Discipline**” link beside the red button.



**Figure 1.1 SAGE Journals Online Home Page**

## Carrying out an Advanced Search

To carry out a general advanced search click on the blue **Search** button at the top of the Home Page and then click on the **Advanced Search** link on the **Searching Journals Online** page below in Figure 1.2

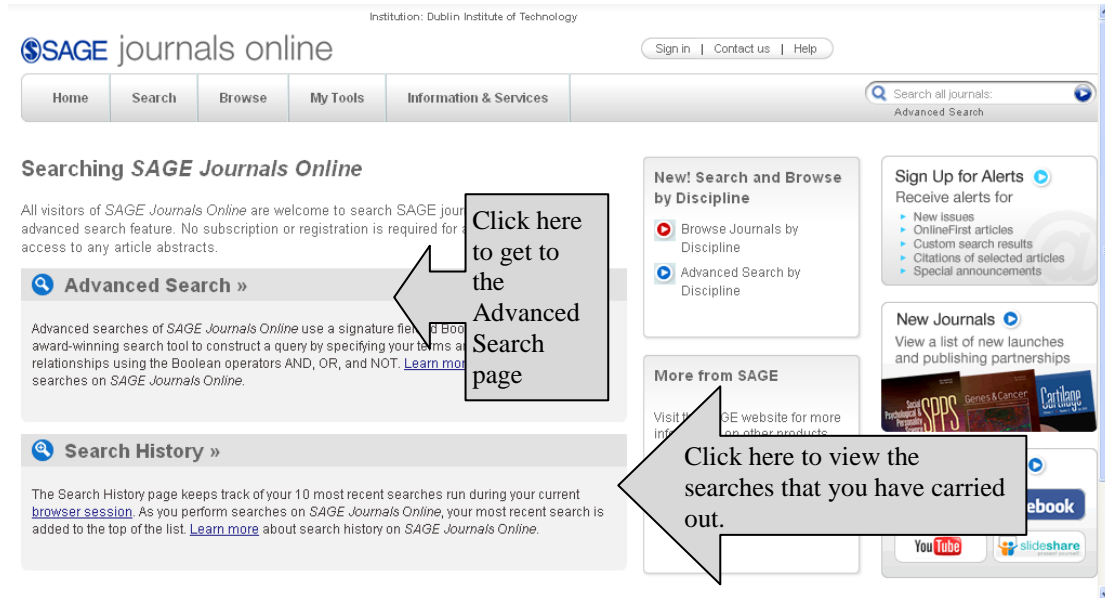


Figure 1.2 The Searching Journals Online page.

You will then be taken to the **Advanced Search** screen below in Figure 1.3 below . You then have the option to choose the content within which you wish to search. Simply click on the button beside any one of the following:- **SAGE Journals Available to Me**, **All SAGE Content**, **My Favorite Journals**, **Select from a list of disciplines**, **Select from a complete list of journals**.

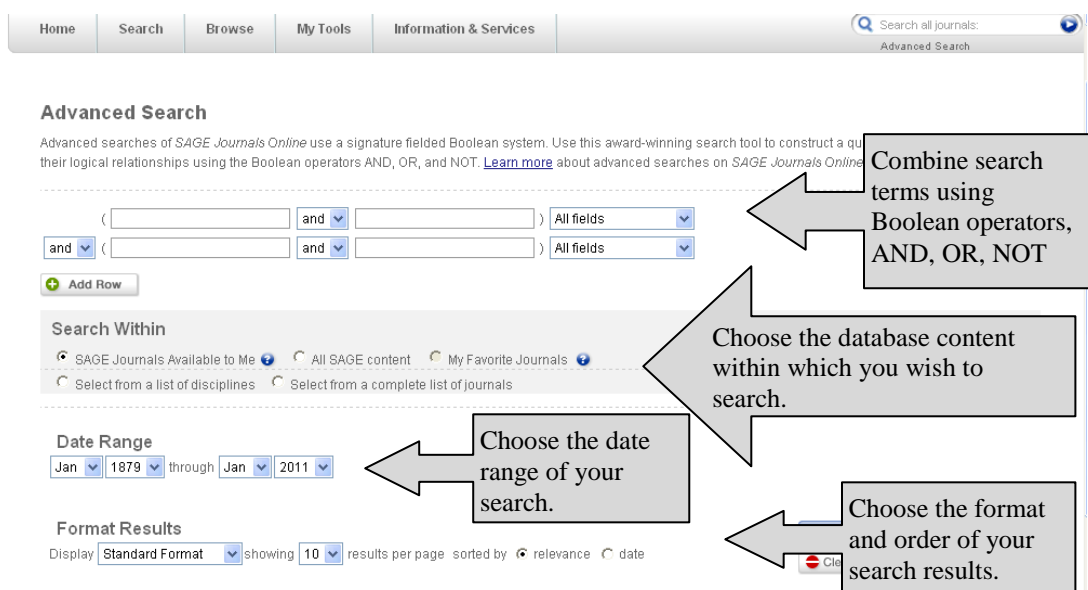


Figure 1.3 The Advanced Search Screen

Alternatively you can carry out an **Advanced Search by Discipline** by clicking on the **Advanced Search by Discipline** link to the right of the Home Page. This will bring you to the Advanced Search Screen below. If you are a Criminology student you might find this facilitates a more focused search in your subject.

The screenshot shows the SAGE Journals Online Advanced Search interface. At the top, there are navigation tabs: Home, Search, Browse, My Tools, and Information & Services. A search bar contains the text "Search all Journals: Advanced Search". Below this, the "Advanced Search" section is titled. It features a Boolean search system with two search boxes containing "penal reform" and "ireland", connected by "and" operators. A "Search Within" dropdown menu is open, showing a list of disciplines with "Criminology & Criminal Justice" selected. A "Date Range" section shows "Jan 1879" through "Jan 2011". A "Format Results" section shows "Standard Format" and "10 results per page". A "Search" button is visible at the bottom right. Two callout boxes with arrows point to the "Search Within" dropdown and the "Criminology & Criminal Justice" discipline, providing instructions on how to choose the fields of the articles and the discipline to search from.

**Figure 1.4 Advanced Search on “Penal Reform” and “Ireland” in the Criminology and Criminal Justice content of the database**

The Advanced Search screen allows you to carry out a more precise search using the Boolean Operators **AND**, **OR**, and **NOT**. You can enter a term in a number of fields, including or excluding terms as you wish using the Boolean Operators. If you enter a subject with more than one word in it e.g. “penal reform” in a single search box they are treated as an exact phrase. For every search term you can limit your search to a certain field (e.g. **Title**, **Abstract**, **Author**, **Full Text**, **References**)

You can use the **Search Within** options to limit your search to a certain set of journals. In the example above we have limited to search to the discipline **Criminology & Criminal Justice**.

You can also limit your search to certain date ranges by selecting the starting and ending months and years in the pull-down menus. The search can be displayed in the standard format or in a condensed format. You can display between 10 and 80 search results per page and specify a relevance or date order (i.e. “most recent”). Relevance order places articles containing the greatest number of search terms in the greatest frequency first. Date ranking displays the articles in reverse chronological order.

Click on the **Search** button in the lower half of the screen to begin the search.

The screenshot shows the SAGE journals online search results page. At the top, there is a navigation bar with 'Home', 'Search', 'Browse', 'My Tools', and 'Information & Services'. A search bar on the right contains the query 'Search all journals:'. Below the navigation bar, the 'Search Results' section displays 'Results 1-10 of 49 found for penal reform in Full Text and ireland in Full Text, from Jan 1879 through Jan 2011 in SAGE journals available to me.' Two search results are visible. The first result is titled 'Crime and Justice in the Republic of Ireland' from the 'European Journal of Criminology'. It includes a 'Check Item' checkbox and links for 'Abstract', 'Full Text (PDF)', and 'References'. A callout box points to these links with the text 'Click on these links to view the article abstract, full text or references'. The second result is 'Examining the introduction of legislation in Ireland anti-social behaviour' from 'Probation Journal'. It also has a 'Check Item' checkbox and similar links. A callout box points to the 'Check Item' checkbox with the text 'Click here to check item.' On the right side of the page, there is a 'Modify Results' section with dropdown menus for 'Citation format' (set to 'standard'), 'Results / page' (set to '10'), and 'Results order' (set to 'relevance'). Below this is a 'My Marked Citations' section with buttons for 'Check All', 'Uncheck All', and 'Add to my citations [0]'. A callout box points to the 'Add to my citations' button with the text 'Click here to add to your citations'. At the bottom of the 'My Marked Citations' section, there are buttons for 'View/Edit' and 'Email/Download/Save/Print'. A callout box points to the 'Email/Download/Save/Print' button with the text 'Click here to email, download, save or print.'

**Figure 1.5 Results of the search on “Penal Reform” and “Ireland”**

At the results level you can view the **Abstract**, **Full Text** or **References** (depending on DIT’s access rights). You can save items to add to previous or future searches by ticking the **Check Item** box and the **Add to my Citations** button on the right hand side of the screen. You can view your list of citations by clicking on the **View/Edit** button on the right hand side of the screen and save, print, e-mail or download the citations by clicking on the relevant button also on the right hand side of the screen. Clicking on the **Abstract** link will bring you to a short summary of the article. Clicking on the **Full Text (PDF)** link will bring you to the text of the article if it is within DIT’s subscription and, if it is not, you will be brought to a journal subscription page.

If you find an article and cannot access the full text, you can check DIT’s catalogue to see if we hold it in the library. If not the library can, on payment of a fee, obtain the article from another library through our Inter Library Loan service. For more details you can enquire at the library desk and the library staff will be happy to assist.

Clicking on the **References** link will provide a list of publications that are referred to in the article.

The screenshot displays the SAGE journals online interface for the article "Crime and Justice in the Republic of Ireland" by Ian O'Donnell. The article is part of the "European Journal of Criminology" (Volume 2, Issue 1, 2005). The interface includes a search bar at the top, navigation links, and a sidebar on the right with various options. Three callout boxes are overlaid on the page:

- Top Callout:** "Email or download the article" with an arrow pointing to the "Full Text (PDF)" link in the sidebar.
- Middle Callout:** "Search for other articles in which this article is cited." with an arrow pointing to the "Citing Articles" section in the sidebar.
- Bottom Callout:** "Search for other articles by the author and/or articles with similar content." with an arrow pointing to the "Articles by O'Donnell, I." and "Search for related content" links in the sidebar.

Figure 1.6 Full text of First Article on Results Screen

You can print, download or e-mail the full text of the article. You can also view other articles in which this article is cited in **Scopus** and **Google Scholar**. In addition you can view other articles by the same author and search for related subject matter in **Google scholar**.

## Browsing

Clicking on the browse button at the top of each screen takes you to the **Browse Our Journals** screen.

Institution: Dublin Institute of Technology

SAGE journals online

Sign in | Contact us | Help

Home | Search | **Browse** | My Tools | Information & Services

Search all journals: [Search] Advanced Search

### Browse Our Journals

All visitors of *SAGE Journals Online* are welcome to browse SAGE journals either by title or by discipline. No subscription or registration is required for any searches or access to any article abstracts.

**Journals by title »**

Browse all SAGE journals alphabetically by title SAGE Journals Available to Me. [Learn more](#) about browsing SAGE journals by title.

**Journals by discipline »**

Browse all SAGE journals by four primary topics and their corresponding disciplines - or limit your browse by My Favorite Journals or SAGE Journals Available to Me. [Learn more](#) about browsing SAGE journals by discipline.

**New! Search and Browse by Discipline**

- Browse Journals by Discipline
- Advanced Search by Discipline

**Sign Up for Alerts**

Receive alerts for

- New issues
- OnlineFirst articles
- Custom search results
- Citations of selected articles
- Special announcements

**New Journals**

View a list of new launches and publishing partnerships

**More from SAGE**

Visit the SAGE Information

- Text
- Reference
- Additional

**Connect With Us**

twitter facebook YouTube slideshare

Copyright © 2010 by SAGE Publications [About us](#) | [Privacy Policy](#)  
Home | [Search](#) | [Browse](#) | [My Tools](#) | [Information & Services](#) | [Sign In](#) | [Contact Us](#) | [Help](#)

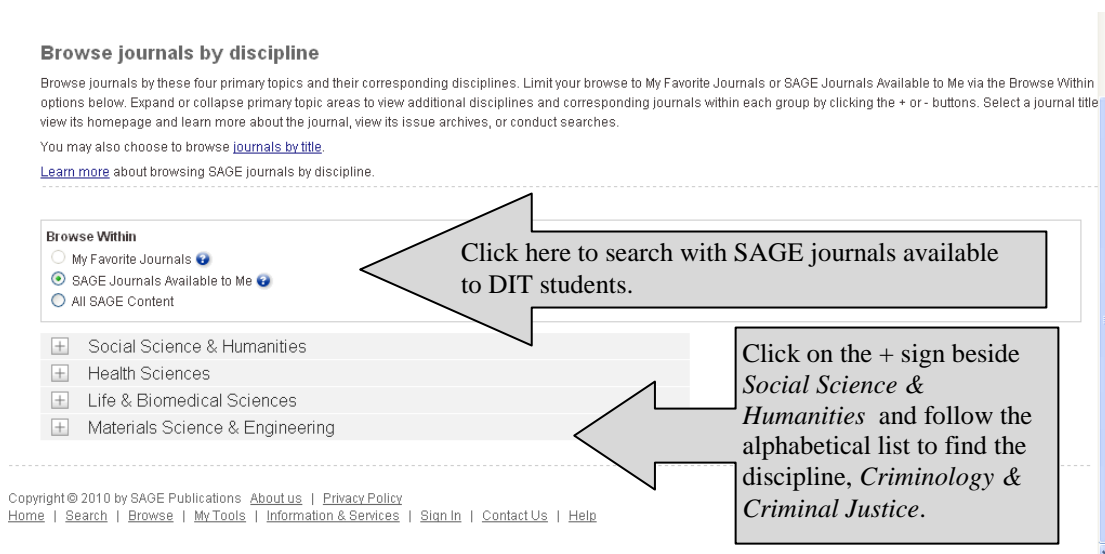
**Figure 1.7 Browsing Journals**

If you click on **Journals by Title** you can view an alphabetical listing of SAGE Journals. Click on **All SAGE Content** to view a listing of all journals in the database. Click on **SAGE Journals Available to me** and click on the + sign beside the letters of the alphabet to view journals which are part of the DIT subscription and which offer you full text access to articles. When you click on the title you are interested in you will be taken to that journals homepage. You then have the option to view the current issue or search back issues. If the journal is within the DIT subscription you will be able to access the full text of the articles in the journal. If it is not, you will be taken to a journal subscription page.

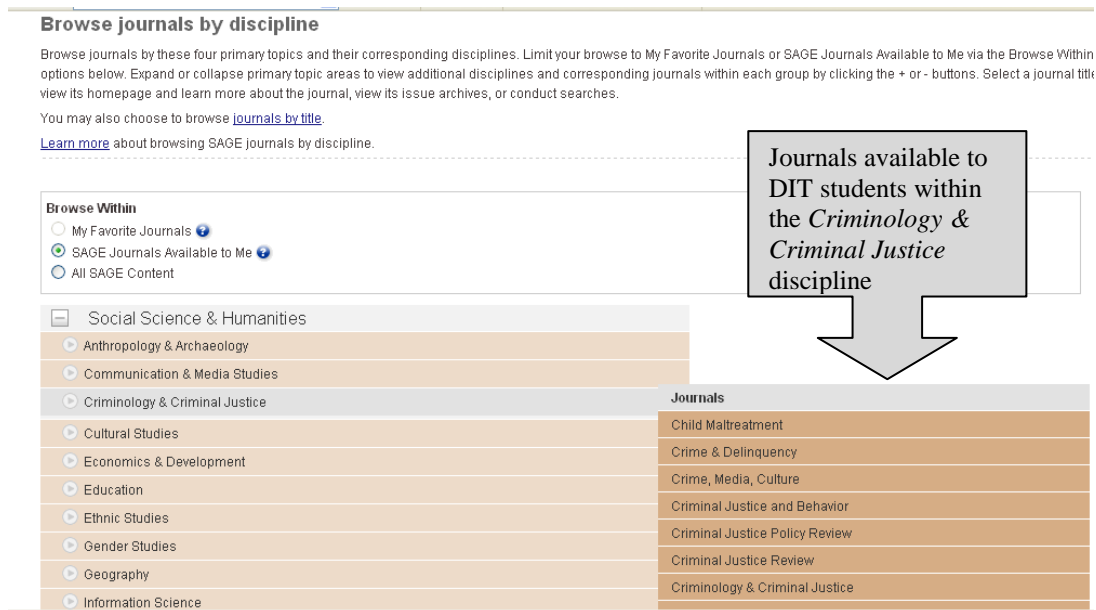


**Figure 1.8 Browsing SAGE Journals available to me by title**

If you click on the **Journals by Discipline** link you can view journals relevant to your subject of interest. To view Criminology journals click on the **Social Science and Humanities** category and the **Criminology and Criminal Justice** sub-category. Then click on the journal you wish to view.



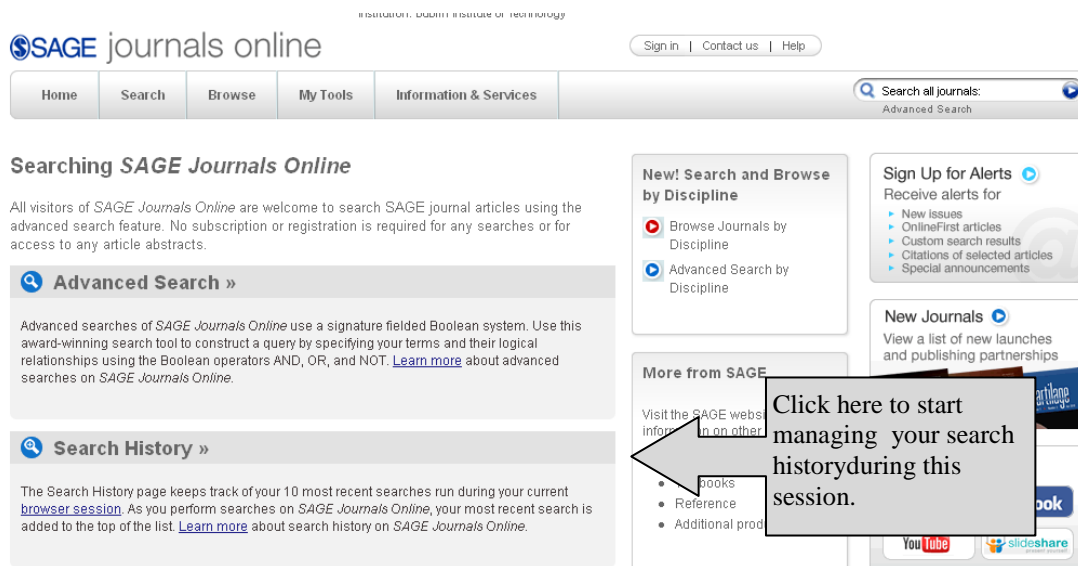
**Fig. 1.9 The Browse Journals by Discipline page**



**Figure 1.10 The Criminology and Criminal Justice Journals available on SAGE Journals Online**

## The Search History Facility

During each of your current sessions searching on SAGE Journals Online your terms will be tracked by the **Search History** feature which you will find on the **Searching SAGE Journals Online** page. For each search conducted during your session you may edit, add to saved searches, delete, or run the search. If you have run more than one search during a session you can also combine searches with a Boolean “AND” or “OR” to create a new search.



**Fig.1.11 The Search History Facility on the “Searching Journals Online” Page**

Institution: Dublin Institute of Technology

**SAGE journals online** Sign in | Contact us | Help

---

Home   Search   Browse   My Tools   Information & Services Search all journals:  Advanced Search

---

### Search History – Last Ten Searches

The Search History page keeps track of your 10 most recent searches run during your current [browser session](#). As you run searches on the site, your most recent search is added to the top of the list. If you exceed 10 searches during your browser session, your oldest search is removed from the Search History page. [Learn more](#) about search history on *SAGE Journals Online*.

---

Check items below to combine searches.

Search for: *penal reform in all fields* and *ireland in all fields*, from Jan 1879 through Jan 2011 in SAGE journals available to me (49 results)

[Edit Search](#) | [Add to Saved Searches](#) | [Run Search](#) | [Delete Search](#) | [Save as Alert](#)

---

Combine Searches with a Boolean "AND"    Combine Searches with a Boolean "OR"

Your searches during this session.

You can manage your searches by clicking on any of these buttons or links.

Copyright Home

**Fig. 1.12 The Search History Page.**