





Quick Reference Guide

Dialog 3211, 3212 and 3213

PHONE RINGER CHARACTER

Select character  (0-9) 

RING OPTIONS

Select option   (0-6)  

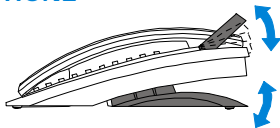
- 0** no ringing
- 1** repeated ringing
- 2** delayed repeated ringing
- 3** muted ringing
- 4** delayed muted ringing
- 5** immediate speech connection, key controlled
- 6** immediate speech connection

LAMP INDICATIONS

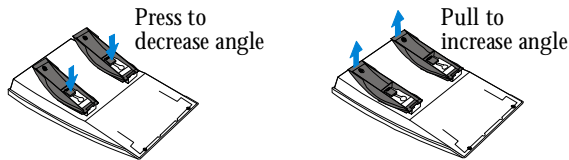
- Rapidly flashing lamp* An incoming call
- Slowly flashing lamp* The line is put on hold
- Light with short breaks* Ongoing call
- Steady light* The function is active or a supervised line is busy

ADAPTING THE TELEPHONE








Tilting display on Dialog 3212 and 3213



Tilting foot consoles

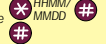















SYMBOL EXPLANATIONS

-  Lift the handset
- (0-9)** Press a wanted digit on the keypad
-  Pre-programmed key
-  Programmable key (name or function code)
-  Replace the handset
- 2** Press the digit on the keypad
-  Extinguished lamp
-  Steady light
-  Flashing lamp

Easy Guide

Dialog 3211, 3212 and 3213

FEATURE	ACTIVATION	DEACTIVATION
Abbreviated number, individual Program	* * * (0-9) * 5 1 * (0-9) * No. #	# 5 1 * (0-9) # (all)
Absence information	* 2 3 * cause  #	# 2 3 #
Account code new call	* 6 1 * code # external code/No.	
ongoing call	Access  * 6 1 * code # Access 	
All ordered features		# 0 0 1 #
Authority, common one call	* 7 2 * code # external code/No.	
lock/unlock for some calls	* 7 3 * code #	# 7 3 * code #
Authority, individual lock/unlock your phone	* 7 6 * code #	# 7 6 * code #
call when locked	* 7 5 * code #	
assign another phone	* 7 5 * code # own ext. #	
change code	* 7 4 * old code * new code #	
Callback	6	# 3 7 # (all)
Call pick-up	Extension 8	
Call waiting	5 (at busy signal)	
Conference	Inquiry extension 3	
Dialling during a connected call	9 dial digits	Access  Access 
Diversion	Diversion 	Diversion 
bypass	* 6 0 * extension #	
at no answer	* 2 1 1 #	# 2 1 1 #
at busy	* 2 1 2 #	# 2 1 2 #
Do not disturb	* 2 7 #	# 2 7 #
Follow-me		
from your own ext.	* 2 1 * extension #	# 2 1 #
from answering ext.	* 2 1 * own * answ. #	# 2 1 * own #
external	* 2 2 # external code/No. #	# 2 2 #
Inquiry	Inquiry extension	C Access 
refer back	Access  Inquiry 	
Last external number redial	* * *	
On hold individual	Access 	Access 
common	8	Own phone: Access  Another phone: extension 8
Personal number	* 1 0 * (1-5) #	# 1 0 #
Transfer	Inquiry extension Transfer 	

©Ericsson Business Networks AB 1999
All rights reserved.
For questions regarding the product,
please contact your local sales representative.
www.ericsson.se/enterprise

EN/LZT 102 2555 RC

Quick Reference Guide

Dialog 3211, 3212 and 3213

SYSTEM TELEPHONES



ERICSSON 

Subject to alteration without prior notice.

Quick Reference Guide

Dialog 3211, 3212, 3213
System telephones

ANSWER CALLS

Answer  or  or 


On another extension (Call pick-up) Call the ringing extension **8**

MAKE CALLS

Normal calls Dial number


Common abbreviated number Dial abbreviated number


Individual abbreviated number *** * (0-9)**


Dial by a function key 



Last external number redial *** * ***

DURING CONNECTED CALLS

Switch to loudspeaker 



Switch to handsfree 


Switch to handset 


Mute/cancel  / 


Dialling **9** Dial digits

ON HOLD

Individual  


Resume call 



Common **8** 



Resume call - own ext. 

Resume call - another extension Call the extension where the call was put on hold **8**



INQUIRY

Ongoing conversation  Call the 3rd party


Refer back  or 

Return to first party  

TRANSFER

Transfer to another extension  Call the 3rd party  (Press before or after answer)

CONFERENCE

Ongoing conversation  Call the 3rd party **3**

WHEN BUSY TONE OR NO ANSWER



Callback **6**

Cancel individual Callback **# 3 7 *** ext. **#**

Cancel all Callbacks **# 3 7 #**

Call waiting **5** (At busy signal)

CALL FORWARDING

Diversion*/cancel  / 

Diversion bypass *** 6 0 *** ext. **#**

Follow-me

order from your own extension *** 2 1 *** new ext. **#**

cancel **# 2 1 #**

re-redirect from answering extension *** 2 1 *** own ext. ***** new ext. **#**

cancel from answering extension **# 2 1 *** own ext. **#**

External follow-me *** 2 2 #** external code & No. **#**

cancel **# 2 2 #**

Personal number**

activate or change profile *** 1 0 *** (1-5) **#**

cancel **# 1 0 #**

ABSENCE INFORMATION**

Activate *** 2 3 *** cause  **#**

cancel **# 2 3 #**

VOICE MAIL**

Entering your mailbox:

In general Dial Voice Mail number Follow recorded instructions




New message received  Follow recorded instructions

PROGRAMMING

Individual abbreviated number *** 5 1 *** (0-9) ***** No. **#**


erase one number **# 5 1 *** (0-9) **#**

erase all numbers **# 5 1 #**


Dial by a function key   

VOLUME CONTROL

At idle:

Tone ringer volume 

During calls:

Handset or loudspeaker volume 

ACCOUNT CODE**

New external call *** 6 1 *** account code **#** external code & No.

Ongoing external call  *** 6 1 *** account code **#** 

AUTHORIZATION CODE**

Common code

One single call *** 7 2 *** common code **#** external code & No.

Unlock for some calls **# 7 3 *** common code **#**

Lock after some calls *** 7 3 *** common code **#**

Individual code

Unlock your telephone **# 7 6 *** individual code **#**

Lock your telephone *** 7 6 *** individual code **#**

Call from own telephone when locked *** 7 5 *** ind. code ***** external code & No.

Assign another telephone *** 7 5 *** ind. code ***** own ext. **#** external code & No.

Change code *** 7 4 *** old code ***** new code **#**

CHOICE OF DISPLAY LANGUAGE**

Change *** 0 8 *** language code **#**

0 English **3** Spanish

1 French **4** Italian

2 German

* Diversion options see Easy Guide on the back page

Note: ext. = extension No.

**Optional