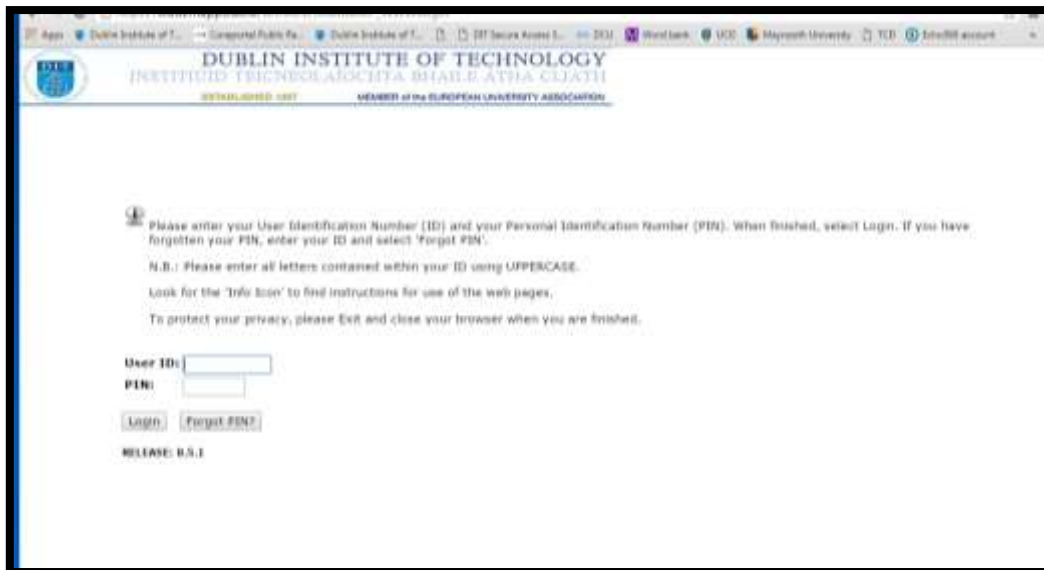


ACCESSING EXAM RESULTS – HOW TO ACTIVATE YOUR SELF SERVICE ACCOUNT

Screen 1



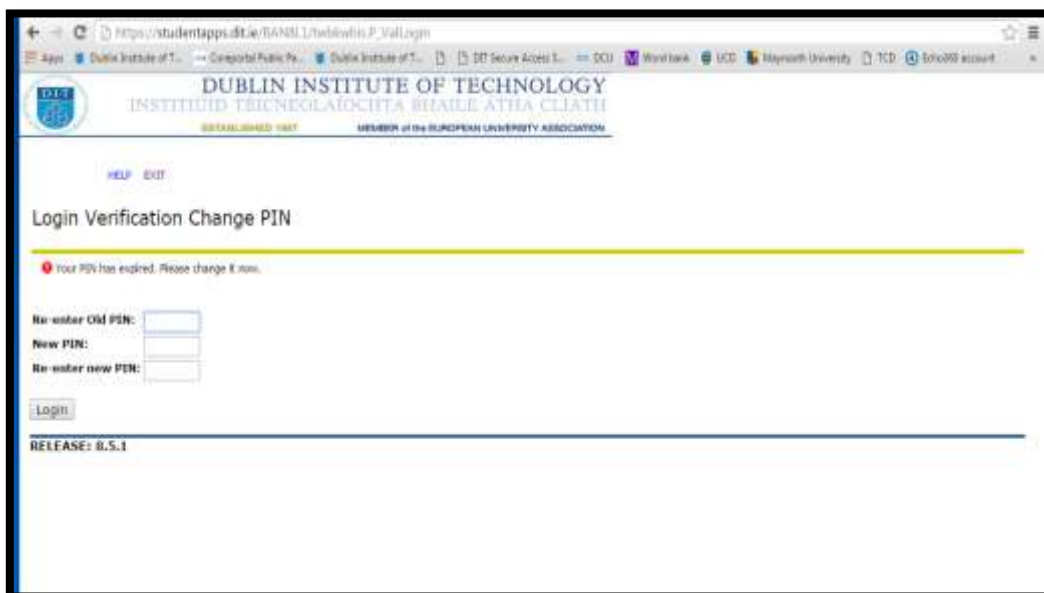
Instructions

Enter your Student Number in User ID box

Your PIN is your 6 digit date of birth eg. 20th March 1980 is 200380

Click login

Screen 2



Re-enter your 6 digit PIN ie date of birth

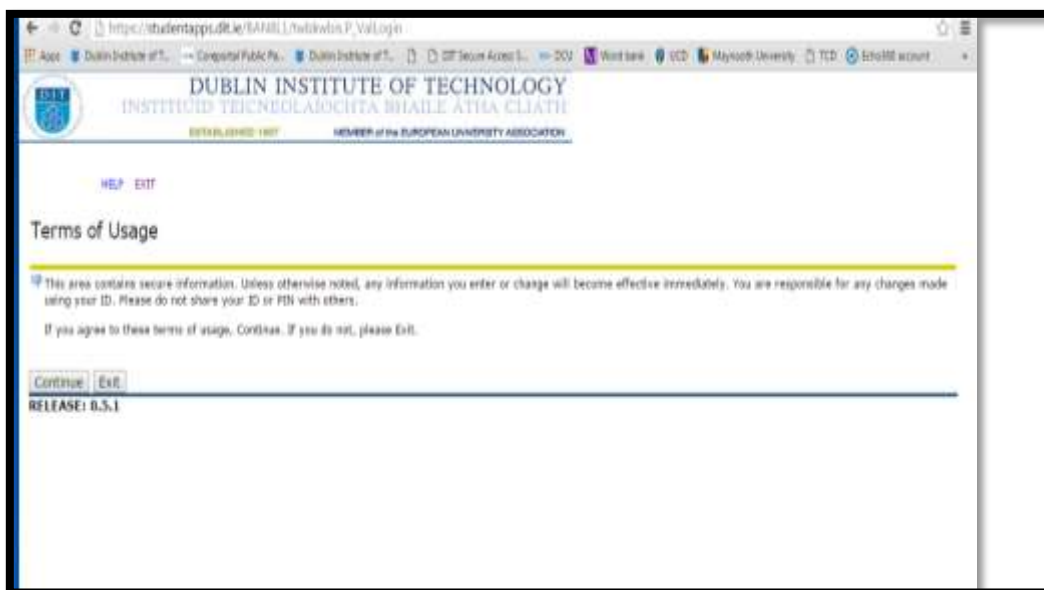
Choose a different 6 digit PIN (you will remember easily)

Re-enter the new PIN by entering the same number again

Click Login

Remember to keep your PIN confidential

Screen 3



You need to agree to the terms of usage Click Continue

Screen 4

Personal Information: Student

Search: [MENU](#) [SITE PMP](#) [HELP](#) [EXIT](#)

Security Question and Answer

Please enter your new Security Question and Answer, then Submit Changes.

Please Confirm your Pin:

Question:

Answer:

RELEASE: 8.5.1

Setting up a security question – this will allow you to reset your own PIN in future if you forget it

Enter your new PIN in the Confirm your PIN

Choose one of the 3 security questions and enter your answer

Click submit